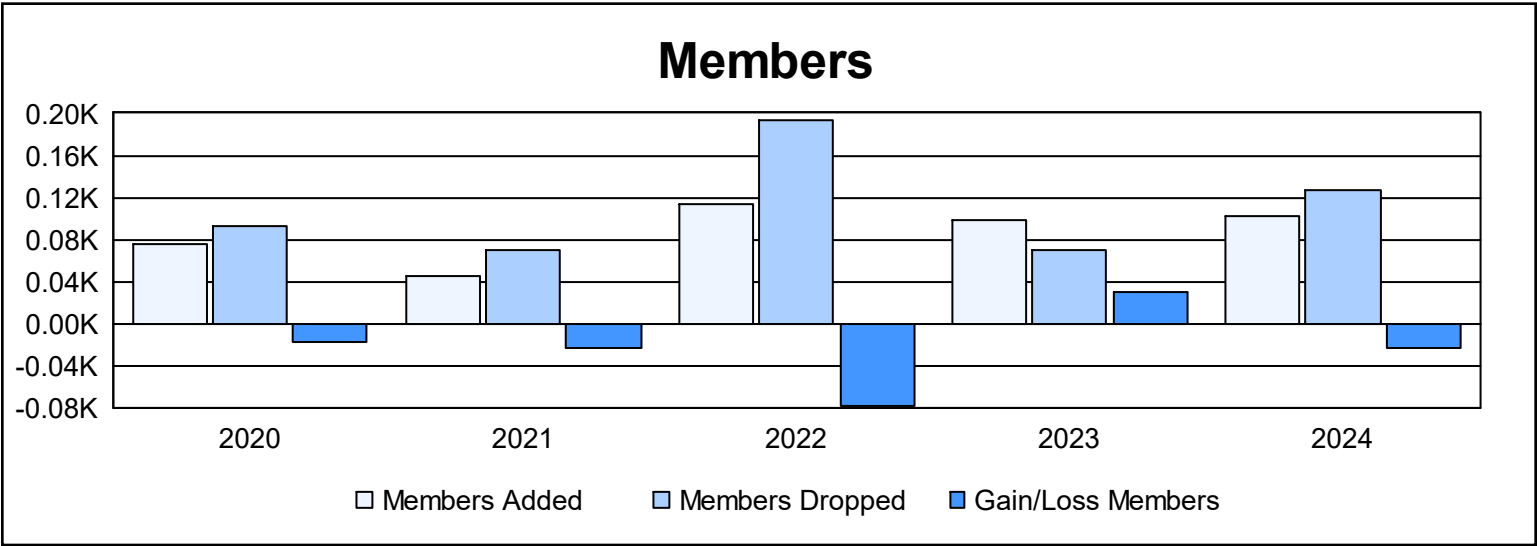
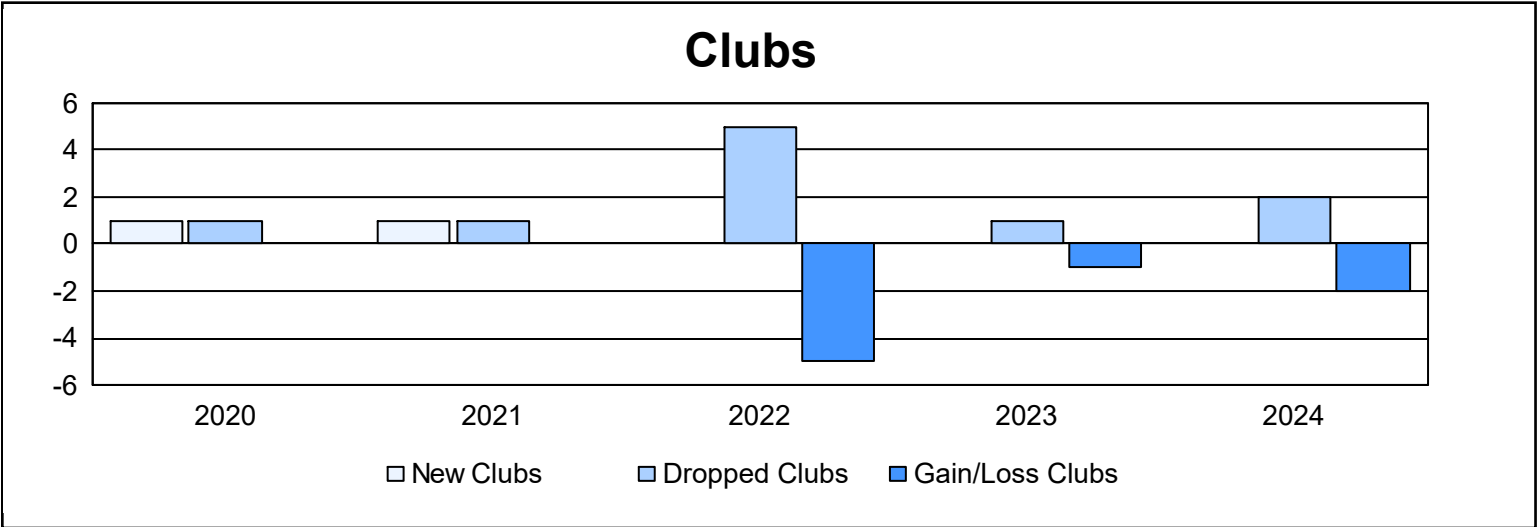
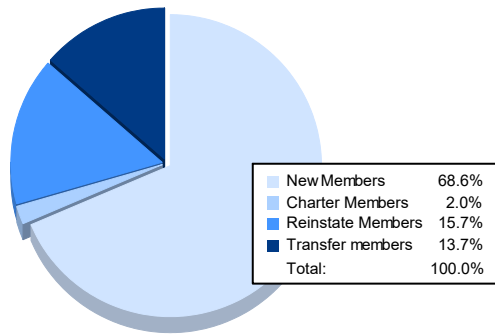


Year	New Clubs	Dropped Clubs	Gain/ Loss Clubs	New Members	Charter Members	Reinstate Members	Transfer Members	Total Member Added	Total Members Dropped	Gain/ Loss Members
2019-2020	1	1	0	39	27	8	1	75	93	-18
2020-2021	1	1	0	23	23	0	0	46	69	-23
2021-2022	0	5	-5	34	53	23	4	114	193	-79
2022-2023	0	1	-1	79	4	13	2	98	69	29
2023-2024	0	2	-2	70	2	16	14	102	126	-24
Average	0	2	-2	49	22	12	4	87	110	-23



### Membership Composition June 2024 Cumulative



### Gender Composition June 2024 Cumulative

